

SAC CONNECTOR

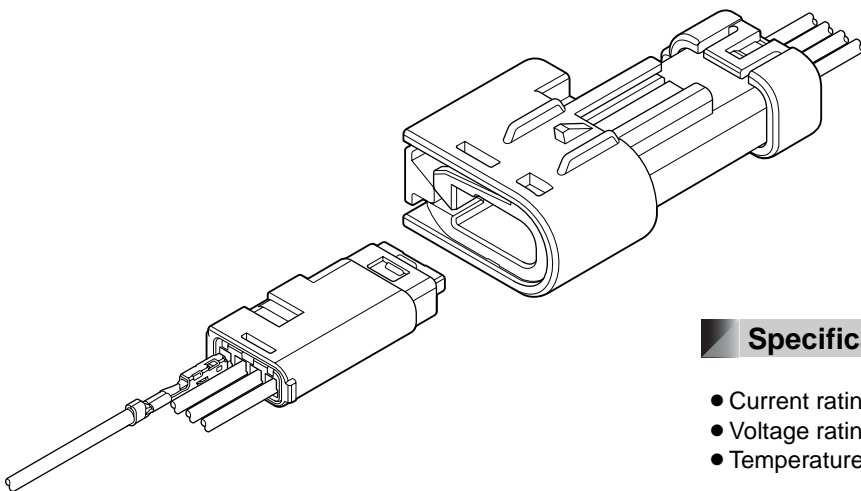
Wire-to-wire/Sealed connector



Miniaturized 0.64 mm Sealed wire-to-wire connector for automotive application.

Features

- Ultra Miniaturized 0.64 Sealed Female Connector for extremely tight packaging conditions

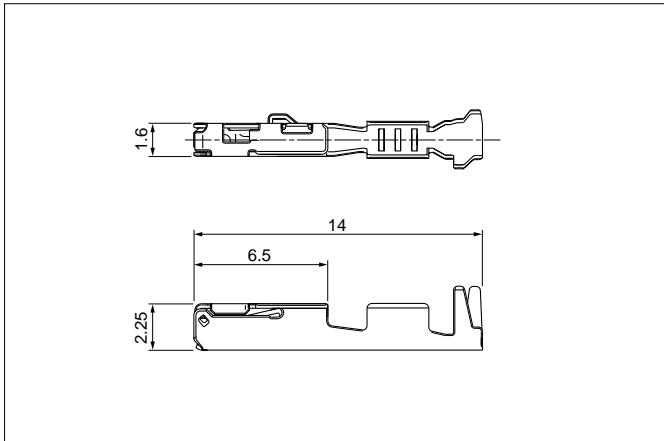


Specifications

- Current rating: 5 A DC max.
- Voltage rating: 14 V DC
- Temperature range: -40°C to +125°C
(including temperature rise in applying electrical current)
- Contact resistance: Initial value/ 15 mΩ max.
After environmental tests/ 15 mΩ max.
- Insulation resistance: 100 MΩ min.
- Applicable wire: SAE/ AVSS/ CAVS
0.3 mm² to 0.8 mm²

- * Compliant with ELV/RoHS.
- * Contact JST for details.

Female terminal

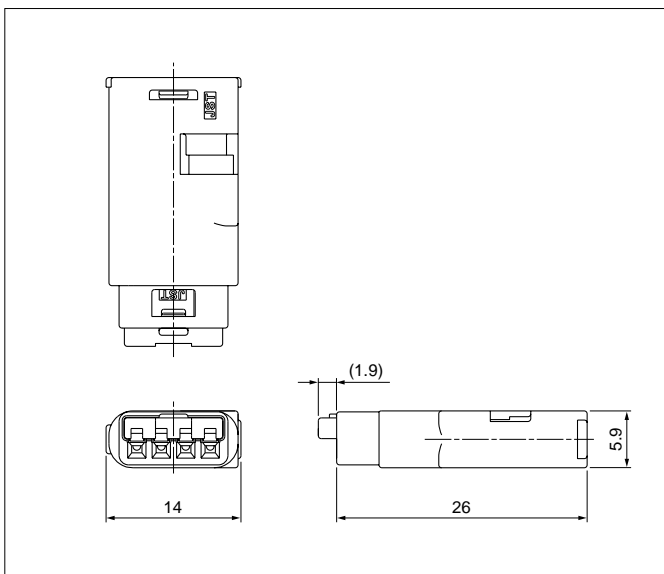


Model No.	Applicable wire range		Q'ty/reel
	Conductor (mm ²)	Insulation O.D. (mm)	
①SAIT-A03T-M064	0.3 to 0.5	≤1.9	6,500
①SAIT-A02T-M064	0.75 to 0.8	≤1.9	6,500
②SAIT-A03GF-M064	0.3 to 0.5	≤1.9	6,500
②SAIT-A02GF-M064	0.75 to 0.8	≤1.9	6,500

Material and Finish

- ①Copper alloy, tin-plated (reflow treatment)
- ②Copper alloy, nickel-undercoated, Contact area; gold-plated
Barrel area; tin-plated

Female connector

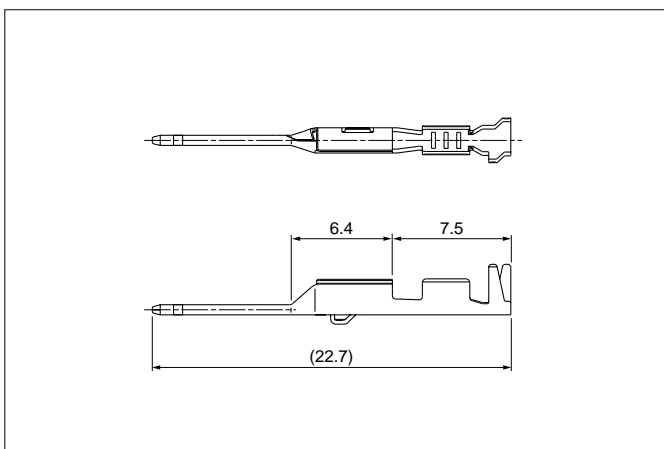


Circuits	Model No.	Q'ty/box
4	SACWPB-04-K	400

Material and Finish

- Housing: Glass-filled PBT, Black
- TPA: Glass-filled PBT, Red
- Cover: Glass-filled PBT, Black
- Connector seal: Silicone, Green

Male terminal



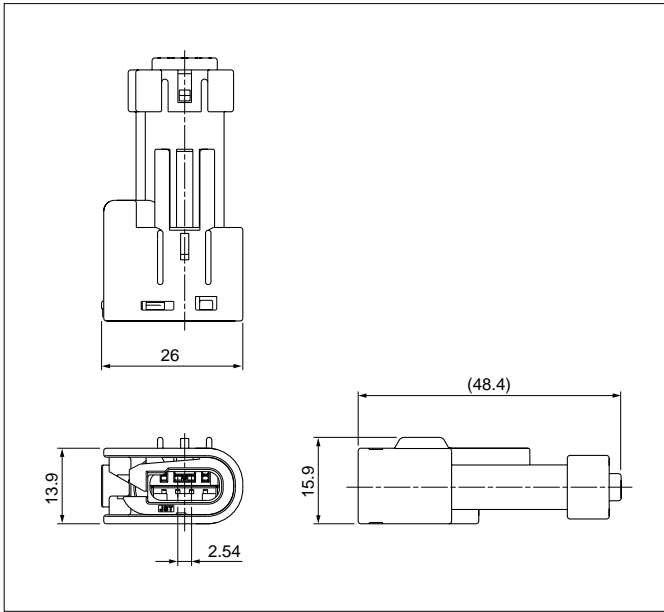
Model No.	Applicable wire range		Q'ty/reel
	Conductor (mm ²)	Insulation O.D. (mm)	
①SAITW-A03T-064	0.3 to 0.5	≤1.9	7,000
①SAITW-A02T-064	0.75 to 0.8	≤1.9	7,000
②SAITW-A03GF-064	0.3 to 0.5	≤1.9	7,000

Material and Finish

- ①Brass, tin-plated (reflow treatment)
- ②Brass, nickel-undercoated, Contact area; gold-plated
Barrel area; tin-plated

SAC CONNECTOR

Male connector

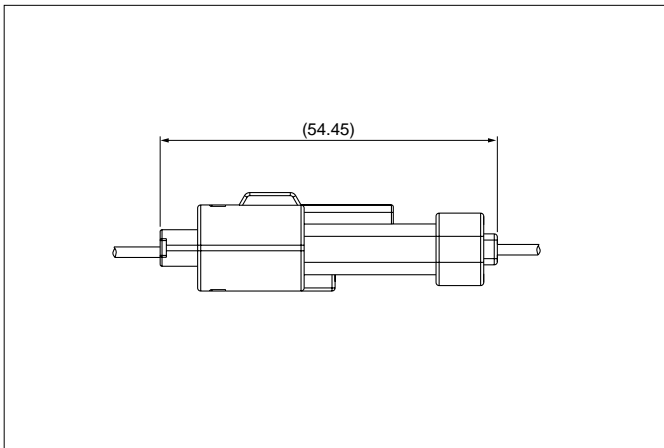


Circuits	Model No.	Q'ty/box
4	SACWSB-04-K	1,200

Material and Finish

Housing: Glass-filled PBT, Black
 Retainer: Glass-filled PBT, Red
 Back cover: Glass-filled PBT, Black
 Ring seal & Wire seal: Silicone, Green
 Retention clip: Glass-filled PBT, Natural (White)

Assembly layout



Crimping machine, Applicator

Strip terminal	Crimping machine	Crimp applicator MKS-L	
		Dies	Crimp applicator with dies
SAIT-A03()-M064	AP-K2N	MK/SAIT-A03-064	APLMK SAIT-A03-064
SAIT-A02()-M064		MK/SAIT-A02-064	APLMK SAIT-A02-064
SAITW-A03()-M064		MK/SAITW-A03-064	APLMK SAITW-A03-064
SAITW-A02()-M064		MK/SAITW-A02-064	APLMK SAITW-A02-064

Note: When crimping operation is conducted using an applicator and die set other than the above, JST cannot guarantee the performance of the terminal.